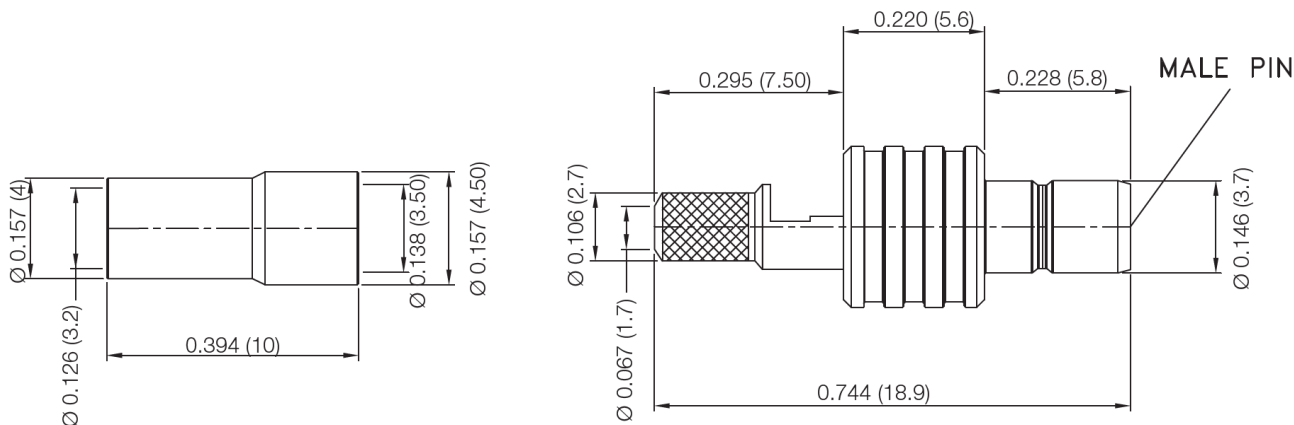


Model 72984

SMB Jack Straight Crimp, RG 174, 188, 316



Features

- DC - 4 GHz bandwidth
- Snap-on coupling for fast connect and disconnect
- Small size and durability for RF coaxial applications
- Precision machined and gold-plated for low loss

Materials

- DC - 4 GHz bandwidth
- Body is machined brass with gold plating
- Center contacts – Plug is gold plated brass
- High quality PTFE insulators
- Crimp Ferrules are nickel plated copper
- Silicone rubber gaskets

Ordering Information

Model: 72984
SMB Jack Straight Crimp, RG 174, 188, 316

Specifications

Impedance	50 Ω
Frequency Range	DC - 4 GHz
VSWR	1.3 max.
Working Voltage	250 Vrms max.
Dielectric withstand voltage	750 Vrms
Center / Outer contact resistance	6 / 2.5 mΩ
Number of insertions	500 cycles min.
Insulation resistance	1,000 MΩ min.
Temperature Range	-65° C to 165° C (-85° F to 329° F)

Website: www.pomonaelectronics.com

Technical Support: technicalsupport@pomonatest.com

Where to Buy:
<https://www.pomonaelectronics.com/where-to-buy/distributors>

All dimensions are in inches. Tolerances (except noted): .xx = ±.02" (.51 mm), .xxx = ±.005" (.127 mm). All specifications are to the latest revisions. Specifications are subject to change without notice. Registered trademarks are the property of their respective companies.

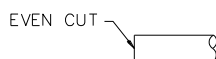
Model 72984
SMB Jack Straight Crimp, RG 174, 188, 316

Cable Types and Crimp Die Information

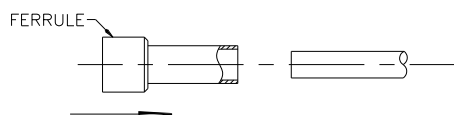
Connector Model #	Crimp Die Cavity Size for Outer Ferrule	Crimp Die Cavity Size for Outer Ferrule
72984	RG 174, 188, 316	0.128" (3.3mm)

Cable Assembly Instructions

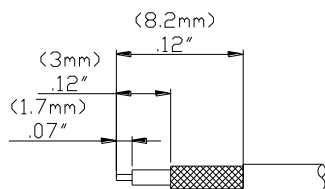
1. CUT CABLE END EVENLY AND PERPENDICULAR.



2. SLIDE OUTER FERRULE OVER CABLE END.

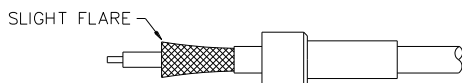


3. STRIP CABLE JACKET, BRAID, AND DIELECTRIC TO SPECIFICATION LENGTHS.

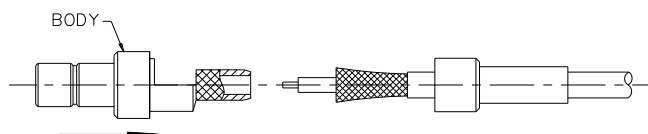


RECOMMENDED STRIP LENGTHS

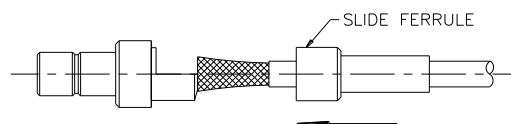
4. FLARE BRAID END SLIGHTLY.



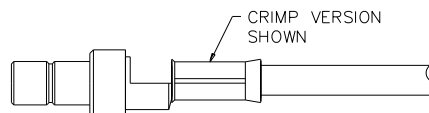
5. SLIDE CONNECTOR BODY OVER CENTER CONDUCTOR, DIELECTRIC AND UNDER BRAID.



6. SLIDE OUTER FERRULE OVER BRAID AND UP AGAINST BODY ASSEMBLY.



7. CRIMP OUTER FERRULE WITH APPROPRIATE CRIMP TOOL.



Website: www.pomonaelectronics.com

Technical Support: technicalsupport@pomonatest.com

Where to Buy:

<https://www.pomonaelectronics.com/where-to-buy/distributors>

All dimensions are in inches. Tolerances (except noted): .xx = $\pm .02''$ (.51 mm), .xxx = $\pm .005''$ (.127 mm). All specifications are to the latest revisions. Specifications are subject to change without notice. Registered trademarks are the property of their respective companies.